



# KINDRED



Brookmore  
Collection



## BROOKMORE

---

The perfect blend of modern design and impeccable craftsmanship. The Brookmore collection is an excellent combination of bold design and functionality. The satin finish ensures a tasteful and clean aesthetic to match perfectly with any kitchen interior. Find the perfect solution for any kitchen from our wide range of models.



## Start your days in the best of ways in a modern looking kitchen


Combine the Brookmore stainless steel sink collection to create something truly unique that fits both prepping and cleaning needs. Made with high quality 18-gauge stainless steel with a rich chromium content that helps shield the material from corrosion and prevents bacterial growth. The streamlined look with a striking satin finish that will stand up to heavy use and retain its beauty for years.



**Spacious 9" Deep Bowl**  
High capacity sink  
perfect for soaking  
and washing stacks of  
dishes.



**High Quality Stainless**  
18 gauge high-quality stainless  
steel with exceptional  
resistance to staining and  
corrosion.



**Rear & Offset Drains**  
The placement of the  
drain has been designed  
to maximize bowl space.  
The flat even bottom of  
the bowl allows glassware  
to stand up.



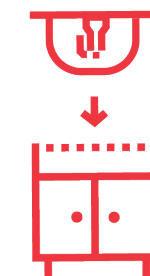


## Refine, enhance, upgrade

It's easy to change the look of any kitchen and create something that feels completely new without remodeling the entire space. Our revolutionary EZ Torque™ installation on select models is a simplified fastener system that allows you to install the sink in just a few simple steps. Easier installation means enjoying your kitchen sooner.



Hassle free installation, drop and drill your sink securely into place.




Drop sink  
into the  
countertop.



Tighten  
fasteners to  
secure in place.



Scan to see how  
it is installed





The Brookmore collection  
26 models, 47 skus —endless possibilities

choose your installation style:






















UNDERMOUNT








TOPMOUNT/DROP-IN

Choose your bowl type and size

Model		Exterior Dimensions	Interior Dimensions	Minimum Cabinet Size	Bowl Corner Radius	Sound System	Bottom Grid(s)	
Undermount Collection		BSU1812-8N	18 1/8" FB x 11 9/16" LR	16 1/2"FB x 10" LR x 7 7/8" DP	15"	20mm	Sound Pads	BG510S
		BSU1816-9N	18 1/8" FB x 15 9/16" LR	16 1/2"FB x 13 15/16" LR x 9" DP	18"	20mm	Sound Pads	BG514S
		BSU1820-9N	18 1/8" FB x 19 1/2" LR	16 1/2"FB x 17 15/16" LR x 9" DP	21"	20mm	Sound Pads	BG518S
		BSU1825-9N	18 1/8" FB x 24 5/8" LR	16 1/2"FB x 23" LR x 9" DP	27"	20mm	Sound Pads	BG523S
		BSU1831-9N	18 1/8" FB x 30 1/2" LR	16 1/2"FB x 28 15/16" LR x 9" DP	33"	20mm	Sound Pads	BG529S
		BSU1832-9N	18 1/8" FB x 32 1/2" LR	16 1/2"FB x 30 7/8" LR x 9" DP	33"	20mm	Sound Pads	BG531S
		BSU1832-9N-OW	18 1/8" FB x 32 1/2" LR	16 1/2"FB x 30 7/8" LR x 9" DP	33"	20mm	Sound Pads	BG531OS
		BCU1827R-9N	18 1/8" FB x 26 9/16" LR	LG Bowl: 16 1/2"FB x 13 15/16" LR x 9" DP SM Bowl: 16 1/2"FB x 10" LR x 7 7/8" DP	27"	20mm	Sound Pads	BG514S BG510S

Model		Exterior Dimensions	Interior Dimensions	Minimum Cabinet Size	Bowl Corner Radius	Sound Dampening	Bottom Grid(s)	
Undermount Collection		BCU1831R-9N	18 1/8" FB x 30 1/2" LR	LG Bowl: 16 1/2"FB x 17 15/16" LR x 9" DP SM Bowl: 16 1/2"FB x 10" LR x 7 7/8" DP	33"	20mm	Sound Pads	BG518S BG510S
		BDU1831-9N	18 1/8" FB x 30 1/2" LR	Equal Bowl: 16 1/2"FB x 13 15/16" LR x 9" DP	33"	20mm	Sound Pads	BG514S
		BCU1835R-9N	18 1/8" FB x 34 1/2" LR	LG Bowl: 16 1/2"FB x 17 15/16" LR x 9" DP SM Bowl: 16 1/2"FB x 13 15/16" LR x 9" DP	36"	20mm	Sound Pads	BG518S BG514S
		BCU1836R-9N	18 1/8" FB x 35 9/16" LR	LG Bowl: 16 1/2"FB x 23" LR x 9" DP SM Bowl: 16 1/2"FB x 10" LR x 7 7/8" DP	36"	20mm	Sound Pads	BG523S BG510S
		BTU1841-9N	18 1/8" FB x 41 1/2" LR	Equal Bowl: 16 1/2"FB x 13 15/16" LR x 9" DP SM Bowl: 16 1/2"FB x 10" LR x 7 7/8" DP	42"	20mm	Sound Pads	BG514S BG510S
EZ Torque Installation - Topmount/Drop In		BSL2116-3N (3 hole) BSL2116-1N (1 hole)	20 7/8" FB x 15 15/16" LR	16 1/2"FB x 13 15/16" LR x 9" DP	18"	20mm	Sound Pads	BG514S
		BSL2120-9-4N (4 hole) BSL2120-9-3N (3 hole) BSL2120-9-1N (1 hole)	20 7/8" FB x 19 15/16" LR	16 1/2"FB x 17 15/16" LR x 9" DP	24"	20mm	Sound Pads	BG518S
		BSL2125-9-4N (4 hole) BSL2125-9-3N (3 hole) BSL2125-9-1N (1 hole)	20 7/8" FB x 25" LR	16 1/2"FB x 23" LR x 9" DP	27"	20mm	Sound Pads	BG523S
		BSL2225-9-4N (4 hole) BSL2225-9-3N (3 hole) BSL2225-9-1N (1 hole)	22" FB x 25" LR	16 1/2"FB x 23" LR x 9" DP	27"	20mm	Sound Pads	BG523S
		BSL2131-9-4N (4 hole) BSL2131-9-3N (3 hole) BSL2131-9-1N (1 hole)	20 7/8" FB x 30 7/8" LR	16 1/2"FB x 28 15/16" LR x 9" DP	33"	20mm	Sound Pads	BG529S
		BSL2233-9-4N (4 hole) BSL2233-9-3N (3 hole) BSL2233-9-1N (1 hole)	22" FB x 32 7/8" LR	16 1/2"FB x 30 7/8" LR x 9" DP	36"	20mm	Sound Pads	BG531S

Model		Exterior Dimensions	Interior Dimensions	Minimum Cabinet Size	Bowl Corner Radius	Sound Dampening	Bottom Grid(s)
	BSL2233-9-4N-OW (4 hole) BSL2233-9-3N-OW (3 hole) BSL2233-9-1N-OW (1 hole)	22" FB x 32 7/8" LR	16 1/2"FB x 30 7/8" LR x 9" DP	36"	20mm	Sound Pads	BG5310S
	BCL2127-9-4N (4 hole) BCL2127-9-3N (3 hole) BCL2127-9-1N (1 hole)	20 7/8" FB x 26 15/16" LR	LG Bowl: 16 1/2"FB x 13 15/16" LR x 9" DP SM Bowl: 16 1/2"FB x 10" LR x 7 7/8" DP	30"	20mm	Sound Pads	BG514S BG510S
	BCL2131R-9-4N (4 hole) BCL2131R-9-3N (3 hole) BCL2131R-9-1N (1 hole)	20 7/8" FB x 30 7/8" LR	LG Bowl: 16 1/2"FB x 17 15/16" LR x 9" DP SM Bowl: 16 1/2"FB x 10" LR x 7 7/8" DP	33"	20mm	Sound Pads	BG518S BG510S
	BDL2131-9-4N (4 hole) BDL2131-9-3N (3 hole) BDL2131-9-1N (1 hole)	20 7/8" FB x 30 7/8" LR	Equal Bowl: 16 1/2"FB x 13 15/16" LR x 9" DP	33"	20mm	Sound Pads	BG514S
	BDL2233-9-4N (4 hole) BDL2233-9-3N (3 hole) BDL2233-9-1N (1 hole)	22" FB x 32 7/8" LR	Equal Bowl: 16 1/2"FB x 14 15/16" LR x 9" DP	36"	20mm	Sound Pads	BG515S

Optional accessories


The flexibility of the Brookmore accessories is a great way to efficiently use your sink and simplify meal-prep and clean up.



Bamboo Cutting Board  
MB517




Colander  
C417P



Roller Mat  
RM55S



Strainer Basket  
1135





Bottom Grids  
see chart for model numbers



New Brookmore ADA Collection

Brookmore ADA sinks deliver a functional design that meets unique needs without sacrificing quality or style. Made to work with easy-to-clean corners, a resilient finish, and a sound dampening system, you can install these versatile dual mount sinks as an undermount or topmount.

Model		Exterior Dimensions	Interior Dimensions	Minimum Cabinet Size	Bowl Corner Radius	Sound Dampening	Bottom Grid(s)
ADA		BSL2225-ADA-1N	22" FB x 25" LR	16 1/2"FB x 23" LR x 5 3/8" DP	27"	20mm	Sound Pads BG523S
		BSL2233-ADA-1N	22" FB x 32 7/8" LR	16 1/2"FB x 30 7/8" LR x 5 3/8" DP	36"	20mm	Sound Pads BG531S

\*ADA Compliant: Product is compliant with the American Disabilities Act when properly installed.



KINDRED-SINKWARE.COM

Franke Home Solutions  
800 Aviation Parkway  
Smyrna, TN 37167

**Telephone** 1-866-687-7465

**Fax** 1-800-361-8408

**Email** [info@kindred-sinkware.com](mailto:info@kindred-sinkware.com)

BRKMRUSA\_V2\_011724