

 **KINDRED**

BROOKMORE
COLLECTION



BROOKMORE

The perfect blend of modern design and impeccable craftsmanship. The Brookmore collection is an excellent combination of bold design and functionality. The satin finish ensures a tasteful and clean aesthetic to match perfectly with any kitchen interior. Find the perfect solution for any kitchen from our wide range of models.



Start your days in the best of ways in a modern looking kitchen



The Brookmore stainless steel sink collection is designed to create something truly unique that meets both your food preparation and cleaning needs. Made with high quality 18-gauge stainless steel with a rich chromium content that helps shield the material from corrosion and prevents bacterial growth. The streamlined look with a striking satin finish that will stand up to heavy use and retain its beauty for years.



Spacious 9" Deep Bowl
High capacity sink perfect for soaking and washing stacks of dishes.



High Quality Stainless
18 gauge high-quality stainless steel with exceptional resistance to staining and corrosion.



Rear & Offset Drains
The placement of the drain has been designed to maximize bowl space. The flat even bottom of the bowl allows glassware to stand up.

NEW

Functional kitchen solutions

A Brookmore workstation sink delivers the power of a beautifully designed sink, where everything works together and has a purpose, with accessories made to work and made to last.

Included accessories like the cutting board, colander, and roller mat create a seamless space for prepping, rinsing, and cleaning. The custom-fit grid protects the surface and adds space for drying. With smart function and sleek design, it elevates any modern kitchen.



Accessible design, uncompromised style

Brookmore ADA sinks are thoughtfully crafted to bring comfort, convenience, and elegance into accessible kitchen spaces. With a 6-inch shallow bowl and rear drain placement, these sinks offer generous knee clearance, making it easier to use from a seated position.

Designed for flexibility, dual mount installation options allow for both undermount and topmount setups, so you can choose the look and fit that works best for your kitchen.

*ADA Compliant: Product is compliant with the American Disabilities Act when properly installed.

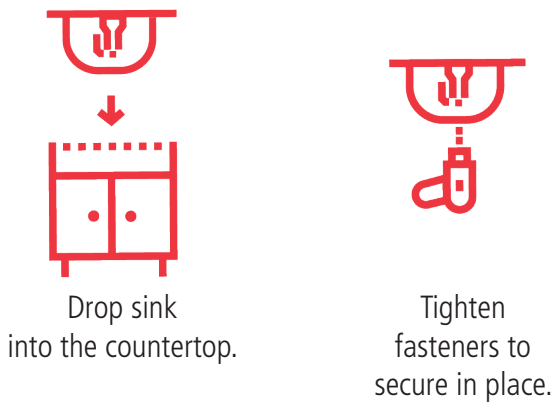


Refine, enhance, upgrade

It's easy to change the look of any kitchen and create something that feels completely new without remodeling the entire space. Our revolutionary EZ Torque™ installation on select models is a simplified fastener system that allows you to install the sink in just a few simple steps. Easier installation means enjoying your kitchen sooner.



Hassle free installation, drop and drill your sink securely into place.



Scan to see how it is installed



The Brookmore collection

28 models, 49 skus —endless possibilities

choose your installation style:










UNDERMOUNT



TOPMOUNT/DROP-IN

Choose your bowl type and size

MODEL		EXTERIOR DIMENSIONS	INTERIOR DIMENSIONS	MINIMUM CABINET SIZE	BOWL CORNER RADIUS	SOUND DAMPENING	BOTTOM GRID(S)
Workstations	 NEW BSU1832-9OW-WKC	18 1/8" FB x 32 1/2" LR	16 1/2" FB x 30 7/8" LR x 9" DP	33"	20mm	Sound Pads	BG5310S
	 NEW BSL2233-9-1OW-WKC	22" FB x 32 7/8" LR	16 1/2" FB x 30 7/8" LR x 9" DP	36"	20mm	Sound Pads	BG5310S
Undermount	 BSU1812-8N	18 1/8" FB x 11 9/16" LR	16 1/2"FB x 10" LR x 7 7/8" DP	15"	20mm	Sound Pads	BG510S
	 BSU1816-9N	18 1/8" FB x 15 9/16" LR	16 1/2"FB x 13 15/16" LR x 9" DP	18"	20mm	Sound Pads	BG514S
	 BSU1820-9N	18 1/8" FB x 19 1/2" LR	16 1/2"FB x 17 15/16" LR x 9" DP	21"	20mm	Sound Pads	BG518S
	 BSU1825-9N	18 1/8" FB x 24 5/8" LR	16 1/2"FB x 23" LR x 9" DP	27"	20mm	Sound Pads	BG523S
	 BSU1831-9N	18 1/8" FB x 30 1/2" LR	16 1/2"FB x 28 15/16" LR x 9" DP	33"	20mm	Sound Pads	BG529S






MODEL		EXTERIOR DIMENSIONS	INTERIOR DIMENSIONS	MINIMUM CABINET SIZE	BOWL CORNER RADIUS	SOUND DAMPENING	BOTTOM GRID(S)
Undermount	 BSU1832-9N	18 1/8" FB x 32 1/2" LR	16 1/2"FB x 30 7/8" LR x 9" DP	33"	20mm	Sound Pads	BG531S
	 BSU1832-9N-OW	18 1/8" FB x 32 1/2" LR	16 1/2"FB x 30 7/8" LR x 9" DP	33"	20mm	Sound Pads	BG5310S
	 BCU1827R-9N	18 1/8" FB x 26 9/16" LR	LG Bowl: 16 1/2"FB x 13 15/16" LR x 9" DP SM Bowl: 16 1/2"FB x 10" LR x 7 7/8" DP	27"	20mm	Sound Pads	BG514S BG510S
	 BCU1831R-9N	18 1/8" FB x 30 1/2" LR	LG Bowl: 16 1/2"FB x 17 15/16" LR x 9" DP SM Bowl: 16 1/2"FB x 10" LR x 7 7/8" DP	33"	20mm	Sound Pads	BG518S BG510S
	 BDU1831-9N	18 1/8" FB x 30 1/2" LR	Equal Bowl: 16 1/2"FB x 13 15/16" LR x 9" DP	33"	20mm	Sound Pads	BG514S
	 BCU1835R-9N	18 1/8" FB x 34 1/2" LR	LG Bowl: 16 1/2"FB x 17 15/16" LR x 9" DP SM Bowl: 16 1/2"FB x 13 15/16" LR x 9" DP	36"	20mm	Sound Pads	BG518S BG514S
	 BCU1836R-9N	18 1/8" FB x 35 9/16" LR	LG Bowl: 16 1/2"FB x 23" LR x 9" DP SM Bowl: 16 1/2"FB x 10" LR x 7 7/8" DP	36"	20mm	Sound Pads	BG523S BG510S
EZ Torque Installation - Topmount/Drop In	 BTU1841-9N	18 1/8" FB x 41 1/2" LR	Equal Bowl: 16 1/2"FB x 13 15/16" LR x 9" DP SM Bowl: 16 1/2"FB x 10" LR x 7 7/8" DP	42"	20mm	Sound Pads	BG514S BG510S
	 BSL2116-3N (3 hole) BSL2116-1N (1 hole)	20 7/8" FB x 15 15/16" LR	16 1/2"FB x 13 15/16" LR x 9" DP	18"	20mm	Sound Pads	BG514S
	 BSL2120-9-4N (4 hole) BSL2120-9-3N (3 hole) BSL2120-9-1N (1 hole)	20 7/8" FB x 19 15/16" LR	16 1/2"FB x 17 15/16" LR x 9" DP	24"	20mm	Sound Pads	BG518S
	 BSL2125-9-4N (4 hole) BSL2125-9-3N (3 hole) BSL2125-9-1N (1 hole)	20 7/8" FB x 25" LR	16 1/2"FB x 23" LR x 9" DP	27"	20mm	Sound Pads	BG523S

MODEL		EXTERIOR DIMENSIONS	INTERIOR DIMENSIONS	MINIMUM CABINET SIZE	BOWL CORNER RADIUS	SOUND DAMPENING	BOTTOM GRID(S)	
EZ Torque Installation - Topmount/Drop In		BSL2225-9-4N (4 hole) BSL2225-9-3N (3 hole) BSL2225-9-1N (1 hole)	22" FB x 25" LR	16 1/2"FB x 23" LR x 9" DP	27"	20mm	Sound Pads	BG523S
		BSL2131-9-4N (4 hole) BSL2131-9-3N (3 hole) BSL2131-9-1N (1 hole)	20 7/8" FB x 30 7/8" LR	16 1/2"FB x 28 15/16" LR x 9" DP	33"	20mm	Sound Pads	BG529S
		BSL2233-9-4N (4 hole) BSL2233-9-3N (3 hole) BSL2233-9-1N (1 hole)	22" FB x 32 7/8" LR	16 1/2"FB x 30 7/8" LR x 9" DP	36"	20mm	Sound Pads	BG531S
		BSL2233-9-4N-OW (4 hole) BSL2233-9-3N-OW (3 hole) BSL2233-9-1N-OW (1 hole)	22" FB x 32 7/8" LR	16 1/2"FB x 30 7/8" LR x 9" DP	36"	20mm	Sound Pads	BG531OS
		BCL2127-9-4N (4 hole) BCL2127-9-3N (3 hole) BCL2127-9-1N (1 hole)	20 7/8" FB x 26 15/16" LR	LG Bowl: 16 1/2"FB x 13 15/16" LR x 9" DP SM Bowl: 16 1/2"FB x 10" LR x 7 7/8" DP	30"	20mm	Sound Pads	BG514S BG510S
		BCL2131R-9-4N (4 hole) BCL2131R-9-3N (3 hole) BCL2131R-9-1N (1 hole)	20 7/8" FB x 30 7/8" LR	LG Bowl: 16 1/2"FB x 17 15/16" LR x 9" DP SM Bowl: 16 1/2"FB x 10" LR x 7 7/8" DP	33"	20mm	Sound Pads	BG518S BG510S
		BDL2131-9-4N (4 hole) BDL2131-9-3N (3 hole) BDL2131-9-1N (1 hole)	20 7/8" FB x 30 7/8" LR	Equal Bowl: 16 1/2"FB x 13 15/16" LR x 9" DP	33"	20mm	Sound Pads	BG514S
		BDL2233-9-4N (4 hole) BDL2233-9-3N (3 hole) BDL2233-9-1N (1 hole)	22" FB x 32 7/8" LR	Equal Bowl: 16 1/2"FB x 14 15/16" LR x 9" DP	36"	20mm	Sound Pads	BG515S
ADA		BSL2225-ADA-1N	22" FB x 25" LR	16 1/2"FB x 23" LR x 5 3/8" DP	27"	20mm	Sound Pads	BG523S
		BSL2233-ADA-1N	22" FB x 32 7/8" LR	16 1/2"FB x 30 7/8" LR x 5 3/8" DP	36"	20mm	Sound Pads	BG531S

*ADA Compliant: Product is compliant with the American Disabilities Act when properly installed.

Optional accessories

The flexibility of the Brookmore accessories is a great way to efficiently use your sink and simplify meal-prep and clean up.

Bamboo Cutting Board
MB517

Colander
C417P

Roller Mat
RM55S

Strainer Basket
1135

Bottom Grids
see chart for
model numbers





KINDRED-SINKWARE.COM

FRANKE KINDRED CANADA

Customer Service Department
P.O. Box 190, 1000 Franke Kindred Road
Midland, Ontario Canada L4R 4K9

Telephone 1-866-687-7465

Email info@kindred-sinkware.com

BRKMRUSA_V2_011724